



Edenhope Streetscape - Precedent Images
West Wimmera Shire Council



Australian Government

BUILDING OUR FUTURE



THOMSON HAY
LANDSCAPE ARCHITECTS

130 Howards Road, WATTLE FLAT VIC 3352
T 03 5334 5321
E office@thomsonhay.com
W www.thomsonhay.com

Project:
Edenhope Central Activities
Area Streetscape

Prepared for:
Wimmera Mallee Tourism &
West Wimmera Shire Council

Precedents

Date: 28.06.2021

Feature Trees



Eucalyptus scoparia - Wallangarra White Gum
Smooth white trunk and rounded, weeping canopy.
Small white flowers & gum nuts.



Eucalyptus leucoxydon 'Rosea' - Red Flowering Yellow Gum
Smooth trunk with cream and grey coloured bark.
Prolific red flowers in Spring, bird attracting.



Brachychiton populneus - Kurrajong
Dense canopy of glossy green foliage.
Drought tolerant, suitable for pruning under powerlines.

Existing Trees



Pyrus sp. - Ornamental Pear



Protect Elms in Anzac Avenue and reduce car parking impacts on tree root zone.

Bladed Plants



Dianella 'Breeze' - Dianella cvt.



Dianella 'Tasmanica Blaze' - Dianella cvt.



Dianella 'Little Jess' - Dianella cvt.



Lomandra 'Evergreen Baby' - Lomandra cvt.




Agapanthus 'Blue Diamond' - Dwarf Agapanthus




Lomandra 'Tanika' - Lomandra cvt.

Groundcovers



Convolvulus sabatius - Blue Rock Bindweed



Myoporum parvifolium - Creeping Boobialla

Outdoor furniture



Existing bench seats to be relocated and refurbished including repainting in new colour and replacement of timber slats



Existing lights - repaint in new colour to compliment Edenhope's marketing / branding strategy.



Existing picnic table (detail) - repaint, replace battens



Electric vehicle charging station



Proposed drinking fountain



Proposed bin with custom laser cut panel to be designed to enhance the marketing / branding of Edenhope.



Streetscape treatments



Permeable paving to surround existing / proposed street trees



Exposed aggregate concrete paving - e.g. 'Wimmera' by Mawsons



Standard concrete paving with tool joints in a grid pattern



Parklet area with street furniture



Shelters



Renovate (replace roof sheeting) and re-paint existing shelter in new colour

Arbour examples



Steel framed arbour with climbing vine

Streetscape colour palette



- Colorbond 'Ocean Blue'
(proposed furniture colour)




- Stainless Steel




- Standard concrete



- Feature Paving



- Permeable paving



**EDENHOPE TOWNSHIP
ENTRY SIGN**

Materials & Colours:

- In situ concrete wall with blue / grey / white mosaic tiles to be representative of reflections on lake.
- Wavy stainless steel strips - varying width, representative of ripples on lake.
- Native bird cut outs - painted stainless steel.
- stainless steel lettering.

ENTRY SIGN CONCEPT PLAN
ELEVATION Scale 1:10 @ A1