



West Wimmera Shire Council – at a glance

Overall council performance

Results shown are index scores out of 100.



West Wimmera 59



Small Rural 53



State-wide 54

Council performance compared to group average

Top 4 performing areas

	Appearance of public areas	▲ higher
	Elderly support services	▲ higher
	Family support services	▲ higher
	Waste management	= on par

Bottom 3 performing areas











	Unsealed roads	▲ higher
	Slashing & weed control	= on par
	Sealed local roads	▲ higher

Customer service

▲ higher










Summary of West Wimmera Shire Council performance

Services		West Wimmera 2024	West Wimmera 2023	Small Rural 2024	State-wide 2024	Highest score	Lowest score
	Overall performance	59	59	53	54	65+ years	50-64 years
	Value for money	56	57	47	48	65+ years	35-49 years
	Overall council direction	49	50	44	45	18-34 years	50-64 years
	Customer service	73	73	66	67	65+ years	50-64 years
	Appearance of public areas	76	77	71	68	Men	Women
	Elderly support services	73	70	65	63	65+ years, Men	18-34 years
	Family support services	68	63	61	63	65+ years	35-64 years
	Waste management	68	63	67	67	18-34 years	35-49 years
	Enforcement of local laws	64	64	60	61	18-34 years	50+ years
	Local streets & footpaths	62	63	51	52	Men	35-49 years



Summary of West Wimmera Shire Council performance

Services		West Wimmera 2024	West Wimmera 2023	Small Rural 2024	State-wide 2024	Highest score	Lowest score
	Informing the community	61	60	56	56	18-34 years	50-64 years
	Community decisions	59	55	50	50	18-34 years	50-64 years
	Consultation & engagement	56	54	51	51	18-34 years	50-64 years
	Lobbying	55	55	50	50	18-34 years	35-49 years
	Sealed local roads	51	53	41	45	Women, 65+ years	35-49 years
	Slashing & weed control	49	50	46	45	Men	Women
	Unsealed roads	43	43	35	36	65+ years	35-49 years